



PRODUCT GUIDE

HIGHWAY DIESEL BOWSERS WITH ADBLUE STORAGE

HIGHWAY DIESEL BOWSERS WITH ADBLUE STORAGE

FOR STORING, TRANSPORTING AND DISPENSING BOTH DIESEL AND ADBLUE



1,000 LITRE HIGHWAY DIESEL BOWSER WITH 200L ADBLUE TANK



HEAVY-DUTY GALVANISED STEEL CHASSIS



TWIN LOCKABLE DISPENSING CABINETS



STANDARD ADBLUE DISPENSING KIT: 12V PUMP, 4M HOSE, AUTO NOZZLE, UNITOP LEVEL GAUGE



ADBLUE DISPENSING EQUIPMENT / ADBLUE FILL POINT

OVERVIEW

Our range of dual-compartment highway bowzers are all-in-one units built to store, transport and dispense both diesel and AdBlue. These units feature an all-steel construction with 110% bunded diesel tank, stainless steel AdBlue tank, twin dispensing systems and a tough galvanised chassis with heavy-duty running gear. With full U.N. approval these bowzers are fully compliant with current regulations, and thanks to Fuel Proof's industry-leading build quality and innovation, provide unrivalled security, durability and efficiency.

KEY FEATURES

- ▶ U.N. approved for transporting diesel on the highway
- ▶ Fully compliant with current environmental regulations
- ▶ All-steel construction and heavy-duty galvanised tubular steel chassis make these units the strongest and most durable on the market
- ▶ Dual storage: 110% bunded diesel tank and stainless steel AdBlue tank
- ▶ Dual dispensing systems – one for each tank
- ▶ Choice of pump options to match your machines, vehicles and application
- ▶ Galvanised mudguards for strength and durability
- ▶ Secure lockable doors with anti-vandal padlock covers
- ▶ High-quality running gear for years of reliable service
- ▶ 10-year tank warranty for peace of mind

PRODUCT CODES

CAPACITY	AXLES	U.N. APPROVED	CODE
1,000L DIESEL / 200L ADBLUE	TWIN	✓	0325
1,800L DIESEL / 200L ADBLUE	TWIN	✓	0335

FOR STANDARD ADBLUE TANK DISPENSING KIT PLEASE SEE BELOW

HIGHWAY DIESEL BOWSERS WITH ADBLUE STORAGE

FOR STORING, TRANSPORTING AND DISPENSING BOTH DIESEL AND ADBLUE

TECHNICAL DETAILS

CAPACITY	LENGTH (MM)	WIDTH (MM)	HEIGHT (MM)	EMPTY WEIGHT (KG)	FULL WEIGHT (KG)	STEEL THICKNESS INNER TANK (MM)	STEEL THICKNESS OUTER TANK (MM)	DIESEL CABINET		ADBLUE CABINET	
								MAX. HOSE LENGTH (M)	CABINET DEPTH (MM)	MAX. HOSE LENGTH (M)	CABINET DEPTH (MM)
1,000L DIESEL 200L ADBLUE	3,214	1,730	1,609	855	1933	3	3	6*	480	4	-
1,800L DIESEL 200L ADBLUE	3,717	1,800	1,773	1250	2950	3	4	6*	460	4	-

* Extended cabinet option is available if longer hose length is required

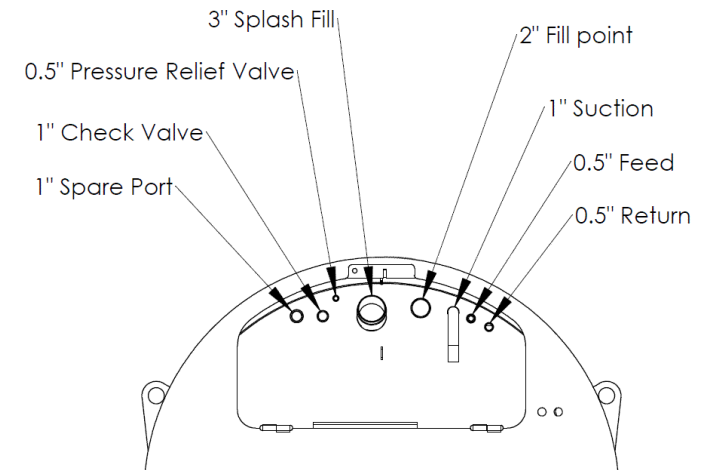


HIGHWAY-COMPLIANT LIGHTING & TOUGH GALVANISED MUDGUARDS



4 X SIGHT GLASS ON ADBLUE TANK FOR LEVEL READING

INNER TANK CONNECTIONS (DIESEL TANK)



STANDARD COLOUR:

ANTHRACITE
GREY

RAL7016

020



HIGHWAY DIESEL BOWSERS WITH ADBLUE STORAGE









STANDARD ADBLUE DISPENSING PACKAGE

PACKAGE CODE	PUMP	HOSE	TRIGGER	LEVEL GAUGE		
AB010						
	12V 35 LITRE/MIN PUMP 2081-050	4M X ADBLUE HOSE 2080-020	AUTOMATIC ADBLUE NOZZLE 2081-150	UNITOP LEVEL GAUGE 2580-030		

FUEL DISPENSING PACKAGES

HAND PUMP OPTIONS







HIGHWAY BOWSERS WITH ADBLUE STORAGE

PACKAGE CODE	PUMP	FLOW METER	HOSE	TRIGGER	FILTER	
FS010						
	GPI HP-100 HAND PUMP 2000-040		4M X 3/4" DIESEL HOSE 2400-290	MANUAL TRIGGER 2100-080	PARTICLE FILTER 2300-020	
FS020						
	GPI HP-100 HAND PUMP 2000-040	3 DIGIT FLOW METER 2200-040	4M X 3/4" DIESEL HOSE 2400-290	MANUAL TRIGGER 2100-080	PARTICLE FILTER 2300-020	

HIGHWAY BOWSERS WITH ADBLUE STORAGE

FUEL DISPENSING PACKAGES

12V PUMP OPTIONS

PACKAGE CODE	PUMP	FLOW METER	HOSE	TRIGGER	FILTER	BATTERY AND CARRIER
FS050						
	12/24V 50L/MIN PUMP 2001-500		4M X 3/4" DIESEL HOSE 2400-290	AUTO SHUT-OFF TRIGGER 2150-100	PARTICLE FILTER 2300-020	
FS060						
	12/24V 50L/MIN PUMP 2001-500	3 DIGIT FLOW METER 2200-040	4M X 3/4" DIESEL HOSE 2400-290	AUTO SHUT-OFF TRIGGER 2150-100	PARTICLE FILTER 2300-020	
FS070						
	12/24V 50L/MIN PUMP 2001-500		4M X 3/4" DIESEL HOSE 2400-290	AUTO SHUT-OFF TRIGGER 2150-100	PARTICLE FILTER 2300-020	12V BATTERY / CARRIER 2550-040
FS080						
	12/24V 50L/MIN PUMP 2001-500	3 DIGIT FLOW METER 2200-040	4M X 3/4" DIESEL HOSE 2400-290	AUTO SHUT-OFF TRIGGER 2150-100	PARTICLE FILTER 2300-020	12V BATTERY / CARRIER 2550-040

FUEL DISPENSING PACKAGES

12V ELECTRIC PUMP OPTIONS










HIGHWAY BOWSERS WITH ADBLUE STORAGE

PACKAGE CODE	PUMP	FLOW METER	HOSE	TRIGGER	FILTER	BATTERY AND CARRIER
FS 130						
	12V 85 LITRE/MIN PUMP 2010-100		4M X 1" DIESEL HOSE 2400-295	HIGH FLOW AUTO TRIGGER 2150-122	HIGH FLOW PARTICLE FILTER 2300-380	
FS 140						
	12V 85 LITRE/MIN PUMP 2010-100	3 DIGIT FLOW METER 2200-040	4M X 1" DIESEL HOSE 2400-295	HIGH FLOW AUTO TRIGGER 2150-122	HIGH FLOW PARTICLE FILTER 2300-380	
FS 150						
	12V 85 LITRE/MIN PUMP 2010-100		4M X 1" DIESEL HOSE 2400-295	HIGH FLOW AUTO TRIGGER 2150-122	HIGH FLOW PARTICLE FILTER 2300-380	12V BATTERY / CARRIER 2550-040
FS 160						
	12V 85 LITRE/MIN PUMP 2010-100	3 DIGIT FLOW METER 2200-040	4M X 1" DIESEL HOSE 2400-295	HIGH FLOW AUTO TRIGGER 2150-122	HIGH FLOW PARTICLE FILTER 2300-380	12V BATTERY / CARRIER 2550-040

HIGHWAY BOWSERS WITH ADBLUE STORAGE

FUEL DISPENSING PACKAGES

230V ELECTRIC PUMP OPTIONS

PACKAGE CODE	PUMP	FLOW METER	HOSE	TRIGGER	FILTER	
FS250						
	72L/MIN 230V PUMP 2020-080		4M X 1" DIESEL HOSE 2400-295	AUTO SHUT-OFF TRIGGER 2150-100	PARTICLE FILTER 2300-020	
FS260						
	72L/MIN 230V PUMP 2020-080	3 DIGIT FLOW METER 2200-040	4M X 1" DIESEL HOSE 2400-295	AUTO SHUT-OFF TRIGGER 2150-100	PARTICLE FILTER 2300-020	

FUEL DISPENSING PACKAGES

PETROL ENGINED PUMP OPTIONS

HIGHWAY BOWSERS WITH ADBLUE STORAGE

PACKAGE CODE	PUMP	FLOW METER	HOSE	TRIGGER	FILTER	
FS340						
	PETROL ENGINED PUMP 2030-020	3 DIGIT FLOW METER 2200-040	4M X 1" DIESEL HOSE 2400-295	HIGH FLOW AUTO TRIGGER 2150-122	HIGH FLOW PARTICLE FILTER 2300-380	
FS350						
	PETROL ENGINED PUMP 2030-020		4M X 1" DIESEL HOSE 2400-295	HIGH FLOW AUTO TRIGGER 2150-122	HIGH FLOW PARTICLE FILTER 2300-380	

HIGHWAY BOWSERS WITH ADBLUE STORAGE



OPTIONAL EQUIPMENT WATER FILTER / SOLAR PANEL / WHEEL CHOCKS

ITEM CODE	FILTER	
W TO BE FITTED IN ADDITION TO PARTICLE FILTER		
	2 MICRON WATER BLOCKING FILTER + FILTER HEAD 2300-375 / 2300-383	
ITEM CODE	OPTIONAL EQUIPMENT	
2560-102		
	20W 12V SOLAR PANEL C/W CHARGE CONTROLLER AND MOUNTING BRACKET	
3700-270 + 3700-271		
	2 X TRIPUS WHEEL CHOCKS WITH HOLDERS	

OPTIONAL EQUIPMENT

SPARE WHEEL CARRIER / TOOLBOX OPTIONS

HIGHWAY BOWSERS WITH ADBLUE STORAGE

ITEM CODE	OPTIONAL EQUIPMENT	
5300-100		
	SPARE WHEEL AND CARRIER - FITTED	
4065-050 + 4065-053		
	HEAVY DUTY POLYETHYLENE TOOLBOX (250L CAPACITY) WITH MOUNTING BRACKET - FITTED (FOR USE ON 1,000L DIESEL W/ 200L ADBLUE HIGHWAY BOWSERS ONLY)	

COLOUR OPTIONS

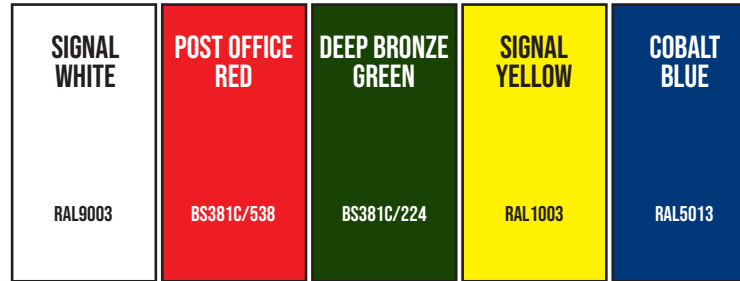
**FUELCUBES
GENERATOR TANKS
FUELSTORES
HIGHWAY BOWSERS
SITE BOWSERS**

**SHORTEST
LEAD TIME**



020

← **ADDITIONAL 10 DAYS LEAD TIME** →



010

040

060

080

100

**ADDITIONAL 14 DAYS
LEAD TIME**

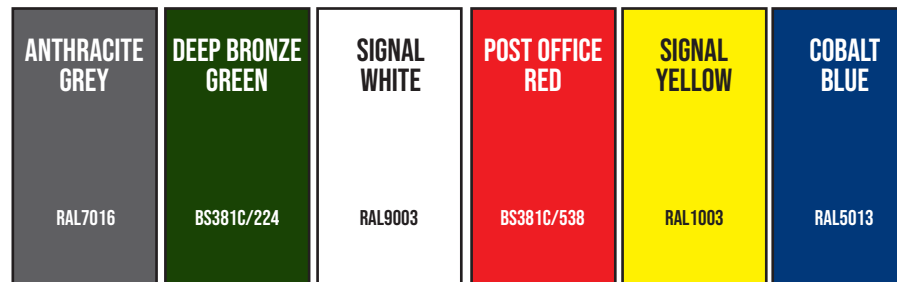


500

£100 charge per unit
*Customer must
provide RAL code*

BULK TANKS

← **SHORTEST LEAD TIME** →



020

060

010

040

080

100

**ADDITIONAL 14 DAYS
LEAD TIME**



500

£100 charge per unit
*Customer must
provide RAL code*

Please Note:

All information and images in this brochure are for illustrative purposes only. Technical details are included as a guide and should be treated as approximate values. Confirmation of exact figures can be given at time of order and during any subsequent design period.



*FUEL PROOF LTD
MIDDLETON BUSINESS PARK
MIDDLETON ROAD
HEYSHAM
LANCASHIRE
LA3 3FH*

*TEL: +44 (0)1524 850685
WEB: WWW.FUELPROOF.CO.UK
EMAIL: SALES@FUELPROOF.CO.UK*