

SITE TOW DIESEL BOWSERS - 1000 TO 2500 LITRES

THE TOUGHEST SITE TOW BOWSERS ON THE MARKET



1,000 LITRE SITE TOW DIESEL BOWSER



LOCKABLE FUEL DISPENSING CABINET WITH FOLD DOWN DOOR



REINFORCED GALVANISED TUBULAR STEEL CHASSIS FOR EXTRA STRENGTH AND DURABILITY



FLOTATION TYRES FOR ROUGH TERRAIN



HEAVY DUTY AXLES, WHEELS AND TYRES



HEAVY DUTY TOWING HITCH

OVERVIEW

The Fuel Proof range of bunded site tow bowzers combines safe, secure fuel storage with on-site mobility. Both the inner and outer tanks are constructed from steel throughout, with a 110% bund capacity in accordance with the PPG2 Pollution Prevention guidelines. Heavy duty reinforced galvanised tubular steel chassis is extremely strong and durable. Flotation tyres ideal for off-road use.

KEY FEATURES

- ▶ The toughest site towable bowzers on the market
- ▶ Fully compliant with current environmental regulations
- ▶ All-steel construction for strength and durability
- ▶ Reinforced, heavy duty galvanised tubular steel chassis
- ▶ Tough site specification with heavy duty running gear
- ▶ Baffled inner tank for increased stability when in transit
- ▶ 3 year warranty for peace of mind

PRODUCT CODES / PRICES

CAPACITY	UN APPROVED	CODE
1,000 LITRE (220 GALLON)	✓	0410
2,000 LITRE (440 GALLON)	✓	0420
2,500 LITRE (550 GALLON)	✓	0430

Please note bowser prices do not include fuel dispensing equipment

SITE TOW DIESEL BOWSERS - 1000 TO 2500 LITRES

THE TOUGHEST SITE TOW BOWSERS ON THE MARKET

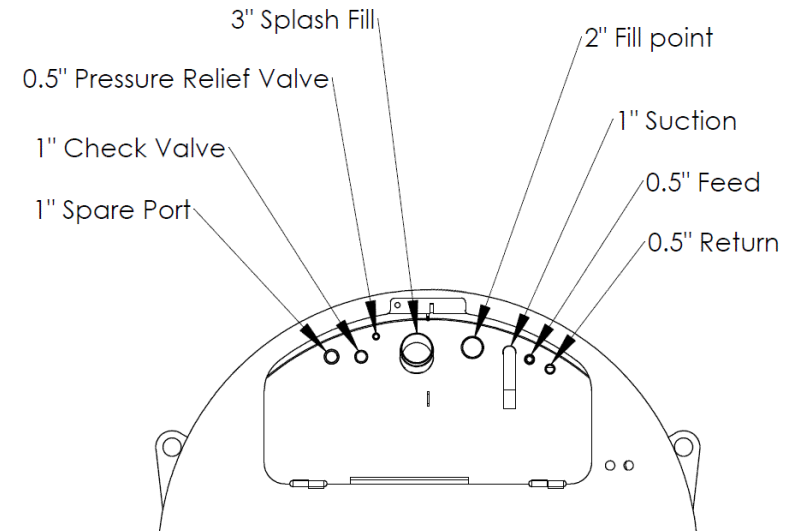
TECHNICAL DETAILS

CAPACITY	LENGTH (MM)	WIDTH (MM)	HEIGHT (MM)	EMPTY WEIGHT (KG)	FULL WEIGHT (KG)	MAX. HOSE LENGTH (M)	CABINET DEPTH (MM)	STEEL THICKNESS INNER TANK (MM)	STEEL THICKNESS OUTER TANK (MM)
1,000 LITRE (220 GALLON)	3,063	1,780	1,660	765	1,635	6*	468	3	3
2,000 LITRE (440 GALLON)	3,595	1,870	1,857	1,016	2,756	6*	460	3	4
2,500 LITRE (550 GALLON)	3,630	1,880	1,945	1,600	3,612	12	640	3	4

* Extended cabinet option is available if longer hose length is required (see page 52)



INNER TANK CONNECTIONS












STANDARD COLOUR:

ANTHRACITE
GREY
RAL7016

For full details on colour options, codes and lead times please turn to **page 61**
















020
















PACKAGE CODE	PUMP	HOSE	TRIGGER	FILTER	FLOW METER
FS010					
	GPI HP-100 HAND PUMP 2000-040	4M X 3/4" DIESEL HOSE 2400-290	MANUAL TRIGGER 2100-080	PARTICLE FILTER 2300-020	
FS020					
	GPI HP-100 HAND PUMP 2000-040	4M X 3/4" DIESEL HOSE 2400-290	MANUAL TRIGGER 2100-080	PARTICLE FILTER 2300-020	3 DIGIT FLOW METER 2200-040

FUEL DISPENSING PACKAGES

12V PUMP OPTIONS

FUELSTORE / HIGHWAY / DE-MOUNT / SITE

PACKAGE CODE	PUMP	HOSE	TRIGGER	FILTER	FLOW METER	BATTERY AND CARRIER
FS050						
	12/24V 50L/MIN PUMP 2001-500	4M X 3/4" DIESEL HOSE 2400-290	AUTO SHUT-OFF TRIGGER 2150-100	PARTICLE FILTER 2300-020		
FS060						
	12/24V 50L/MIN PUMP 2001-500	4M X 3/4" DIESEL HOSE 2400-290	AUTO SHUT-OFF TRIGGER 2150-100	PARTICLE FILTER 2300-020	3 DIGIT FLOW METER 2200-040	
FS080						
	12/24V 50L/MIN PUMP 2001-500	4M X 3/4" DIESEL HOSE 2400-290	AUTO SHUT-OFF TRIGGER 2150-100	PARTICLE FILTER 2300-020	3 DIGIT FLOW METER 2200-040	12V BATTERY / CARRIER 2550-040






PACKAGE CODE	PUMP	HOSE	TRIGGER	FILTER	FLOW METER	BATTERY AND CARRIER
FS 130						
	12V 85 LITRE/MIN PUMP 2010-100	4M X 1" DIESEL HOSE 2400-295	HIGH FLOW AUTO TRIGGER 2150-122	HIGH FLOW PARTICLE FILTER 2300-380		
FS 140						
	12V 85 LITRE/MIN PUMP 2010-100	4M X 1" DIESEL HOSE 2400-295	HIGH FLOW AUTO TRIGGER 2150-122	HIGH FLOW PARTICLE FILTER 2300-380	3 DIGIT FLOW METER 2200-040	
FS 160						
	12V 85 LITRE/MIN PUMP 2010-100	4M X 1" DIESEL HOSE 2400-295	HIGH FLOW AUTO TRIGGER 2150-122	HIGH FLOW PARTICLE FILTER 2300-380	3 DIGIT FLOW METER 2200-040	12V BATTERY / CARRIER 2550-040

FUEL DISPENSING PACKAGES

230V ELECTRIC PUMP OPTIONS

FUELSTORE / HIGHWAY / DE-MOUNT / SITE

PACKAGE CODE	PUMP	HOSE	TRIGGER	FILTER	FLOW METER	BATTERY AND CARRIER
FS250						
	72L/MIN 230V PUMP 2020-080	4M X 1" DIESEL HOSE 2400-295	AUTO SHUT-OFF TRIGGER 2150-100	PARTICLE FILTER 2300-020		
FS260						
	72L/MIN 230V PUMP 2020-080	4M X 1" DIESEL HOSE 2400-295	AUTO SHUT-OFF TRIGGER 2150-100	PARTICLE FILTER 2300-020	3 DIGIT FLOW METER 2200-040	

PACKAGE CODE	PUMP	HOSE	TRIGGER	FILTER	FLOW METER	
FS340						
	PETROL ENGINED PUMP 2030-020	4M X 1" DIESEL HOSE 2400-295	HIGH FLOW AUTO TRIGGER 2150-122	HIGH FLOW PARTICLE FILTER 2300-380	3 DIGIT FLOW METER 2200-040	

OPTIONAL EQUIPMENT

WATER FILTER OPTION

FUELSTORE / HIGHWAY / DE-MOUNT / SITE

W TO BE FITTED IN ADDITION TO
PARTICLE FILTER



30 MICRON WATER FILTER
2300-047

TANK & BOWSER OPTIONS

ITEM	CODE
EXTENDED CABINET ON FUELSTORES	5100-100
SPLIT COMPARTMENT ON FUELSTORES	5101-100
SPLIT COMPARTMENT ON 5000L TO 15000L HORIZONTAL BULK TANKS	5101-120
SPLIT COMPARTMENT ON 22500L TO 32000L HORIZONTAL BULK TANKS	5101-140
SPLIT COMPARTMENT ON 42000L TO 60000L HORIZONTAL BULK TANKS	5101-200