



PRODUCT GUIDE

SITE DIESEL BOWSERS WITH ADBLUE STORAGE

SITE TOW DIESEL BOWSERS WITH ADBLUE STORAGE

FOR STORING, TRANSPORTING AND DISPENSING BOTH DIESEL AND ADBLUE



8,000 LITRE SITE TOW DIESEL BOWSER WITH 1,000L ADBLUE TANK, MANWAY AND FULL-HEIGHT CABINET



STAINLESS STEEL ADBLUE TANK / LOCKABLE DOOR



HIGH-QUALITY DIESEL & ADBLUE DISPENSING EQUIPMENT



SECURE CABINET HOUSES TANK CONNECTIONS AND DUAL DISPENSING SYSTEMS FOR DIESEL & ADBLUE

OVERVIEW

Our range of Diesel+AdBlue site towable bowzers are an all-in-one unit built to store, transport and dispense both diesel and AdBlue. These units feature an all-steel construction with 110% banded diesel tank, stainless steel AdBlue tank, twin dispensing systems and an integral chassis with heavy-duty running gear, along with large flotation tyres for rough terrain. These bowzers are fully compliant with current environmental regulations, and ideal for applications where both diesel and AdBlue need to be transported around sites quickly and efficiently.

KEY FEATURES

- ▶ Fully compliant with current environmental regulations
- ▶ All-steel construction and reinforced integral chassis
- ▶ Dual storage: 110% banded diesel tank and stainless steel AdBlue tank
- ▶ Baffled inner diesel tank ensures excellent stability
- ▶ Dual dispensing systems – one for each tank
- ▶ Choice of pump options to match your machines, vehicles and application
- ▶ Secure full height cabinet for access to dispensing equipment and tank connections
- ▶ Access steps and galvanised refuelling platform (6,000 and 8,000 litre models only)
- ▶ Manway for tank cleaning and inspection
- ▶ Heavy-duty running gear and steel mudguards
- ▶ Hydraulic brakes
- ▶ Shot-blasted to SA 2.5 and painted in a 2-pack polyurethane finish
- ▶ 3-year tank warranty for peace of mind

PRODUCT CODES

CAPACITY	CODE
4,000L DIESEL / 500L ADBLUE	0445
6,000L DIESEL / 1,000L ADBLUE	0462
8,000L DIESEL / 1,000L ADBLUE	0465

FOR STANDARD ADBLUE TANK DISPENSING KIT AND DIESEL DISPENSING OPTIONS PLEASE SEE BELOW

SITE TOW DIESEL BOWSERS WITH ADBLUE STORAGE

FOR STORING, TRANSPORTING AND DISPENSING BOTH DIESEL AND ADBLUE

TECHNICAL DETAILS

CAPACITY	LENGTH (MM)	WIDTH (MM)	HEIGHT (MM)	EMPTY WEIGHT (KG)	FULL WEIGHT (KG)	STEEL THICKNESS INNER TANK (MM)	STEEL THICKNESS OUTER TANK (MM)	DIESEL CABINET		ADBLUE CABINET	
								MAX. HOSE LENGTH (M)	CABINET DEPTH (MM)	MAX. HOSE LENGTH (M)	CABINET DEPTH (MM)
4,000L DIESEL 500L ADBLUE	5,520	2,350	2,350	2,995	6,961	5	4	12	818	4	256
6,000L DIESEL 1000L ADBLUE	5,875	2,687	2,665	3,902	9,823	5	5	12	908	4	502
8,000L DIESEL 1000L ADBLUE	6,733	2,739	2,871	4,195	11,816	5	5	12	829	4	502



FOLD DOWN STEP FOR ACCESS TO DIESEL DISPENSING CABINET



HIGH FLOW DIESEL ENGINED PUMP OPTION ON DIESEL TANK

DIESEL TANK CONNECTIONS

- ▶ Rotary tank contents gauge
- ▶ 3" BSP fill point
- ▶ 2" BSP fill point
- ▶ 2" suction line with overfill

ADBLUE TANK CONNECTIONS

- ▶ 2" BSP fill point

STANDARD COLOUR:

ANTHRACITE GREY

RAL7016

020



SITE TOW DIESEL BOWSERS WITH ADBLUE STORAGE

STANDARD ADBLUE DISPENSING PACKAGE

*ONLY APPLICABLE TO PETROL/HYDRAULIC PUMPS
















PACKAGE CODE	PUMP	HOSE	TRIGGER	LEVEL GAUGE	BATTERY*	SOLAR PANEL*
AB010						
	12V 35 LITRE/MIN PUMP 2081-050	4M X ADBLUE HOSE 2080-020	AUTOMATIC ADBLUE NOZZLE 2081-150	UNITOP LEVEL GAUGE 2580-030		
AB011						
	12V 35 LITRE/MIN PUMP 2081-050	4M X ADBLUE HOSE 2080-020	AUTOMATIC ADBLUE NOZZLE 2081-150	UNITOP LEVEL GAUGE 2580-030	12V BATTERY / CARRIER 2550-040	20W 12V SOLAR PANEL 2560-102
AB012 *UNABLE TO ACCOMMODATE HOSE REEL IN 4,500L						
	12V 35 LITRE/MIN PUMP 2081-050	10M X 3/4" DIESEL HOSE WITH RETRACTABLE REEL*	AUTOMATIC ADBLUE NOZZLE 2081-150	UNITOP LEVEL GAUGE 2580-030		
AB013 *UNABLE TO ACCOMMODATE HOSE REEL IN 4,500L						
	12V 35 LITRE/MIN PUMP 2081-050	10M X 3/4" DIESEL HOSE WITH RETRACTABLE REEL*	AUTOMATIC ADBLUE NOZZLE 2081-150	UNITOP LEVEL GAUGE 2580-030	12V BATTERY / CARRIER 2550-040	20W 12V SOLAR PANEL 2560-102

SITE TOW DIESEL BOWSERS - 3000 TO 9000 LITRES

THE TOUGHEST SITE TOW BOWSERS ON THE MARKET

FUEL DISPENSING PACKAGES

PETROL ENGINED PUMP OPTIONS
















PACKAGE CODE	PUMP	FLOW METER	HOSE / REEL	TRIGGER	FILTER	
ST010	 120 L/MIN					
	PETROL ENGINED PUMP 2030-020	3 DIGIT FLOW METER 2200-040	6M X 1" DIESEL HOSE 2400-299	HIGH FLOW AUTO TRIGGER 2150-122	HIGH FLOW PARTICLE FILTER 2300-380	
ST020	 100 L/MIN					
	PETROL ENGINED PUMP 2030-020	3 DIGIT FLOW METER 2200-040	REEL WITH 12M X 1" HOSE 2500-096	HIGH FLOW AUTO TRIGGER 2150-122	HIGH FLOW PARTICLE FILTER 2300-380	
ST030	 150 L/MIN					
	PETROL ENGINED PUMP 2030-020	4 DIGIT FLOW METER 2200-080	REEL WITH 10M X 1 1/2" HOSE 2500-140 / 2400-200	HIGH FLOW 1 1/2" AUTO TRIGGER 2150-162	HIGH FLOW PARTICLE FILTER 2300-380	

FUEL DISPENSING PACKAGES

HYDRAULIC POWERED PUMP OPTIONS

SITE TOW DIESEL BOWSERS - 3000 TO 9000 LITRES

THE TOUGHEST SITE TOW BOWSERS ON THE MARKET



















PACKAGE CODE	PUMP	FLOW METER	HOSE	TRIGGER	FILTER	
ST040						
	120 L/MIN HYDRAULIC PUMP / SPOOL VALVE 2050-020 / 2051-010	3 DIGIT FLOW METER 2200-040	6M X 1" DIESEL HOSE 2400-299	HIGH FLOW AUTO TRIGGER 2150-122	HIGH FLOW PARTICLE FILTER 2300-380	
ST050						
	110 L/MIN HYDRAULIC PUMP / SPOOL VALVE 2050-020 / 2051-010	3 DIGIT FLOW METER 2200-040	REEL WITH 12M X 1" HOSE 2500-096	HIGH FLOW AUTO TRIGGER 2150-122	HIGH FLOW PARTICLE FILTER 2300-380	
ST060						
	150 L/MIN HYDRAULIC PUMP / SPOOL VALVE 2050-020 / 2051-010	4 DIGIT FLOW METER 2200-080	REEL WITH 10M X 1 1/2" HOSE 2500-140 / 2400-200	HIGH FLOW 1 1/2" AUTO TRIGGER 2150-162	HIGH FLOW PARTICLE FILTER 2300-380	

SITE TOW DIESEL BOWSERS - 3000 TO 9000 LITRES

THE TOUGHEST SITE TOW BOWSERS ON THE MARKET

FUEL DISPENSING PACKAGES

DIESEL ENGINED PUMP OPTIONS

PACKAGE CODE	PUMP	FLOW METER	HOSE / REEL	TRIGGER	FILTER	BATTERY AND CARRIER
ST070						
	120 L/MIN DIESEL ENGINED PUMP 2033-100	3 DIGIT FLOW METER 2200-040	6M X 1" DIESEL HOSE 2400-299	HIGH FLOW AUTO TRIGGER 2150-122	HIGH FLOW PARTICLE FILTER 2300-380	12V BATTERY / CARRIER 2550-040
ST080						
	110 L/MIN DIESEL ENGINED PUMP 2033-100	3 DIGIT FLOW METER 2200-040	REEL WITH 12M X 1" HOSE 2500-096	HIGH FLOW AUTO TRIGGER 2150-122	HIGH FLOW PARTICLE FILTER 2300-380	12V BATTERY / CARRIER 2550-040
ST090						
	150 L/MIN DIESEL ENGINED PUMP 2033-100	4 DIGIT FLOW METER 2200-080	REEL WITH 10M X 1 1/2" HOSE 2500-140 / 2400-200	HIGH FLOW 1 1/2" AUTO TRIGGER 2150-162	HIGH FLOW PARTICLE FILTER 2300-380	12V BATTERY / CARRIER 2550-040

OPTIONAL EQUIPMENT

WATER FILTER OPTION

SITE TOW DIESEL BOWSERS - 3000 TO 9000 LITRES

THE TOUGHEST SITE TOW BOWSERS ON THE MARKET

PACKAGE CODE	FILTER	
W TO BE FITTED IN ADDITION TO PARTICLE FILTER		
	2 MICRON WATER BLOCKING FILTER + FILTER HEAD 2300-375 / 2300-383	

COLOUR OPTIONS

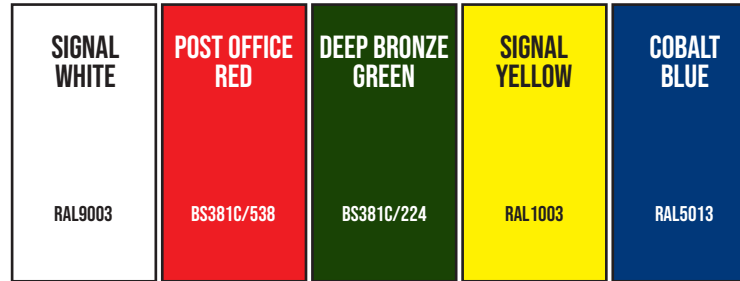
**FUELCUBES
GENERATOR TANKS
FUELSTORES
HIGHWAY BOWSERS
SITE BOWSERS**

**SHORTEST
LEAD TIME**



020

← **ADDITIONAL 10 DAYS LEAD TIME** →



010

040

060

080

100

**ADDITIONAL 14 DAYS
LEAD TIME**

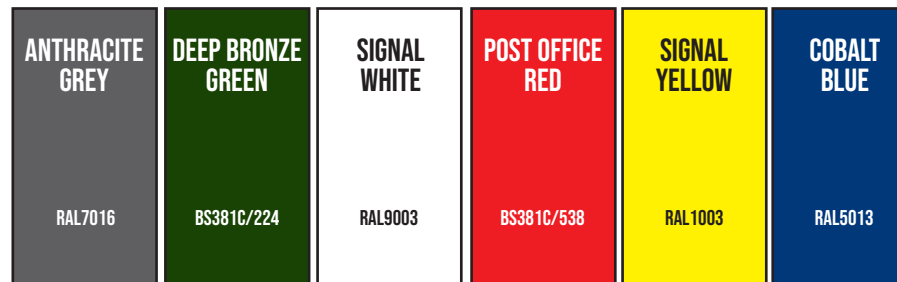


500

£100 charge per unit
*Customer must
provide RAL code*

BULK TANKS

← **SHORTEST LEAD TIME** →



020

060

010

040

080

100

**ADDITIONAL 14 DAYS
LEAD TIME**



500

£100 charge per unit
*Customer must
provide RAL code*



*FUEL PROOF LTD
MIDDLETON BUSINESS PARK
MIDDLETON ROAD
HEYSHAM
LANCASHIRE
LA3 3FH*

*TEL: +44 (0)1524 850685
WEB: WWW.FUELPROOF.CO.UK
EMAIL: SALES@FUELPROOF.CO.UK*